

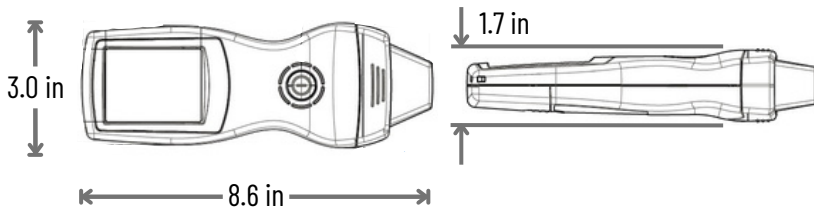


CS-Pro VET

Technical Summary

Device Information

Unit Weight	14.5 oz
Battery Life	100,000 shocks
Product Lifespan	> 5 million shocks
Standoffs	2, 5, 10, 20, & 30 mm



Shock Wave Characteristics

Parameters calculated per IEC 61846 standard.

Energy Flux Density	0.02 - 0.22 mJ/mm ²
Peak Positive Pressure*	80 MPa
Peak Negative Pressure*	- 12 MPa
Rise Time*	< 15 ns
Pulse Duration*	100 ns
Pulse Repetition Rate	2 - 12 Hz
Focus Penetration Depth	2 - 30 mm
Therapeutic Volume (5MPa)*	1000 mm ³
Focal Volume (-6dB) *	10 mm ³

**nominal values displayed*

Key Features

Portable

Battery powered unit weighs less than 1 lb. No cables or carts needed.

Powerful

Vast range of energy settings and penetration depths available.

Precise

True focused acoustic shock waves produced throughout treatment at all energy settings.

Painless

Treatments tolerated without sedation thanks to a carefully optimized therapeutic focal volume.

Consistent Shock Waves

Same Shock Wave Produced Every Time

20 mm Standoff
EFD = 0.20

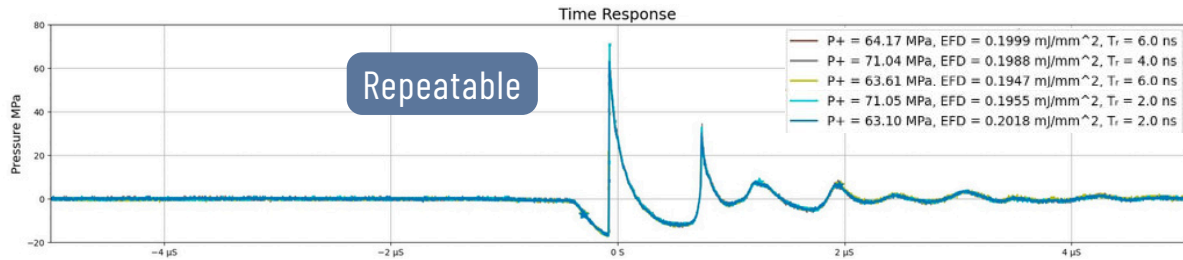


Figure 1. Five independent shock waves plotted

True Shock Waves at All Energy Settings

30 mm Standoff
EFD = 0.03, 0.10 & 0.22

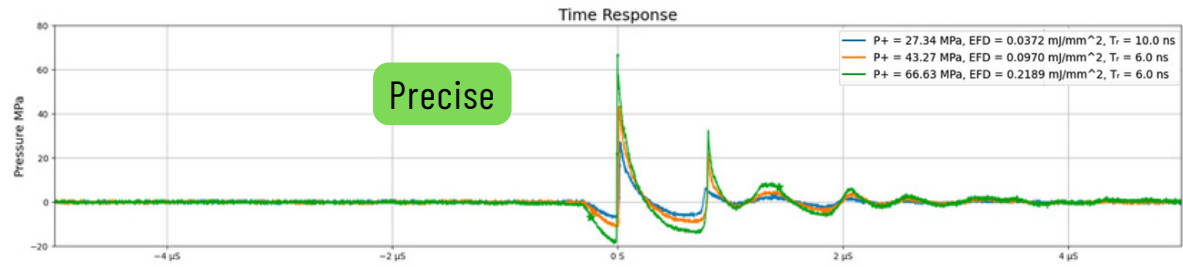
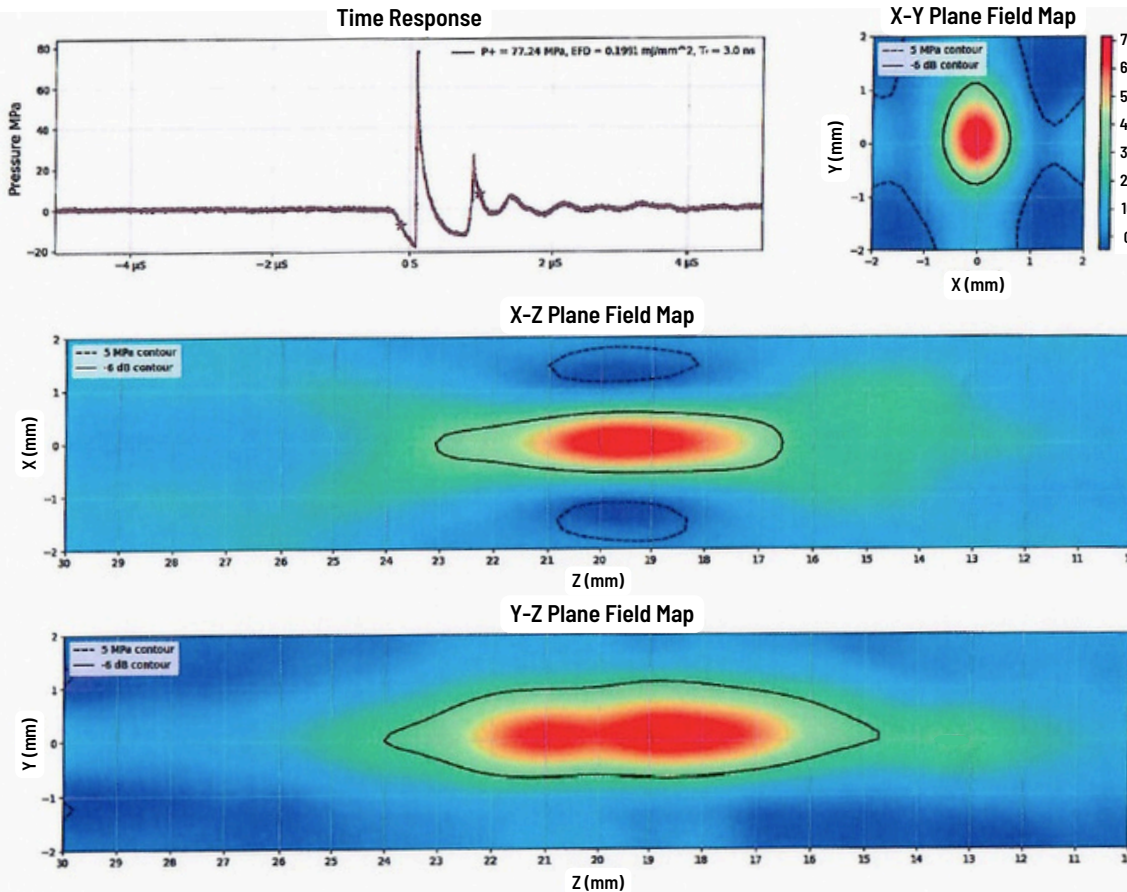


Figure 2. Three shock waves at increasing energy settings

Device Field Map



Field Map Statistics

20 mm Standoff
Therapeutic Volume:
 $V \approx 1,000 \text{ mm}^3$

Focus Dimensions:
1.3 x 1.9 x 6.5 mm

Focal Volume:
 $V = 8.4 \text{ mm}^3$

Note: Therapeutic volume defined by 5 MPa contour. Focal Volume defined by -6 dB contour.